




Model:
CBD15W-Lix



- **Multi-function Control Handle**
incorporates butterfly-style thumb controls, emergency reverse button, horn button and key switch for ease of use.
- **Ergonomic Spring-loaded**
steering handle with comfort grip for reduced operator fatigue.
- **With EM brake offers regenerative braking**
- **Plug-in Battery Design**
makes it easier to remove and change, no need additional tools or devices.

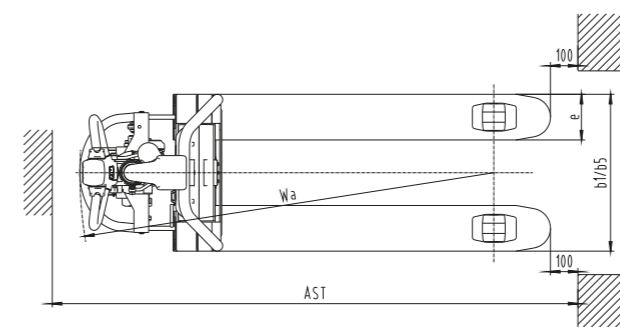
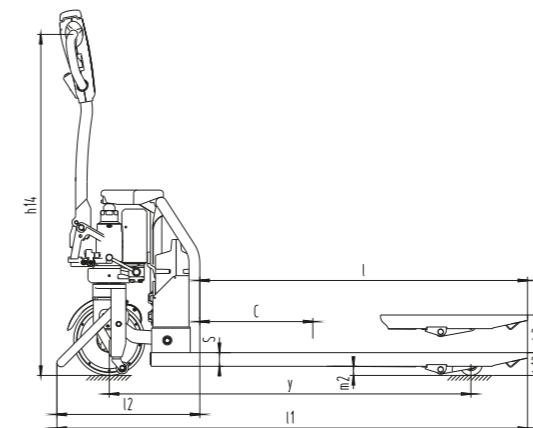
- **Integrated Rocker Arm**
The rocker arm is casted in single piece, intensifying the strength and structure.
- **Compact Vehicle Design**
Rugged and high-performing yet light weight body provides exceptional maneuverability in tight areas.
- **Less Wiring, Easy Service**
Mechanical and electronic components are easy to change and service.
- **Brushless Motor**
Equipped with horizontal type brushless driving motor and gear box, offers high drive speed and low torque output. wheel can be independently dismantled.



1KG=2.205LB 1INCH=25.40MM

Model		CBD12W-Li	CBD15W-Lix
Load capacity	Q(kg)	1200	1500
Load centre distance	c(mm)	600	600
Fork height, lowered	h ₁₃ (mm)	80	80
Tyre size, front	mm	Φ250	Φ250
Tyre size, rear	mm	Φ80	Φ80
Wheels, number front rear(x=driven wheels)		1x2(4)	1x2(4)
Max. lift height	h ₂ (mm)	110	110
Height of tiller in drive position min./max.	h ₁₄ (mm)	635/1200	635/1200
Overall length	l ₁ (mm)	1623/1693	1623/1693
Length to face of forks	l ₂ (mm)	473	473
Overall width	b ₁ (mm)	550/685	550/685
Fork dimensions	s/e/l(mm)	45/160/1150(1220)	45/160/1150(1220)
Width overall forks	b ₂ (mm)	550/685	550/685
Aisle width for pallets 1000x1200 crossways	A ₁₁ (mm)	2226/2294	2226/2294
Aisle width for pallets 800x1200 lengthways	A ₁₂ (mm)	2095/2132	2095/2132
Turning radius	W ₁ (mm)	1424/1494	1424/1494
Travel speed, laden/unladen	Km/h	4/4.5	4/4.5
Max. gradeability, laden/unladen	%	5/20	4/20
Battery voltage, nominal capacity K ₂	V/Ah	48/20	48/20
Battery weight	Kg	8.5	8.5
Battery dimensions l/w/h	mm	340x130x307	340x130x307
Service weight (with battery)	Kg	140	145

* Remarks: CBD12W-Li with HUB drive motor & disc brake. CBD15W-Lix with horizontal drive motor & EM brake.



Conforms to
ISO3691-1 EN1175-1
EN12053 EN12895
EN12100 EN16307-1